




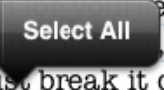







# Building App-titude- Talk To Me

Using a Text to Speech (TTS) App to Listen to Text

## Apps Needed:




Note: Any Text based App that allows Copying will do.

Part 1- Copy Larger Amount of Text	Part 2- Paste and Listen
<p>1. Do a Search for <b>ace</b>  and Tap <b>Ace A Test</b></p>	<p>1. Find and Tap  <b>TalkToMe</b></p>
<p>2. Tap <b>Staying motivated</b></p>	<p>2.  <b>Clear</b> Clear any Content in the window</p>
<p>3. Tap/Hold → Release anywhere → Tap  <b>Select All</b></p>	<p>3. <b>Double Tap</b> → Tap  <b>Paste</b> → Tap  <b>Done</b></p>
<p>4. Tap <b>Copy</b> </p>	<p>4. Choose Voice → Tap  to listen or  <b>Save</b> to listen later</p>
<p>5. Tap <b>Home button</b> </p>	<p>5. Tap <b>Home button</b>  and repeat Part 1 and 2 with another passage.</p>

**Tap**



find:

Reading Speed  
Slower  Faster

and

Auto Speak Copied Text on Launch  
 ON

(BIG Time Saver!)

**Note: Apply this technique to any App that has selectable text.**